

*Creating a Road Map for Producing
and Implementing a*

Bicycle Master Plan

Peter Lagerwey

206 200-9535
rane3@msn.com

Goal

To create a road map for producing and implementing a bicycle master plan.



Objectives

- 1) Identify steps to take prior to the development of a BMP***
- 2) Identify steps to develop a BMP***
- 3) Identify steps to implement a BMP***

Questions

- Do you currently have a bicycle master plan?

Yes – thumbs up; No – thumbs down

- Are you planning on developing (or revising) your bicycle master plan in the next year?

Yes – thumbs up; No – thumbs down

Partnership

- Agency developing the plan
- Bicycling community & public at large
- Elected officials
- Consultant



Part 1

**14 Steps to Complete
Prior to Developing a
Bicycle Master Plan**

Getting Going

- 1) Establish need & buy-in
- 2) Obtain funding
- 3) Identify home for BMP
- 4) Create an internal review team (IRT)



Formalize Public Involvement

- 5) Create a BAC
- 6) Develop consensus on BAC mandate and role
- 7) Develop BAC work plan with time line



Sample Time Line



o Open Houses
 B Bicycle Advisory Committee Meetings
 O Ongoing for length of plan (e.g. 10 years)

8) Develop consensus on what type of plan to create

- Policy based plan
- Complete streets
 - Routine accommodation
 - Annual re-paving

- Project based plan
- List of trail projects
 - Streets to get bike lanes
 - Spot locations (bridges)

- Program based plan
- Safe routes to school
 - Education
 - Enforcement

Most plans are a mix of policies, projects and programs

9) Develop consensus on bicycle master plan goals

- Increase bicycle ridership
-Triple the amount of bicycling by 2017
- Improve safety of bicyclists
-Cut the rate of bicycle crashes by one third by 2017



10) Objectives to support goals

- Objectives are activities to support goals
- Must be measurable
- May be facilities, education or enforcement

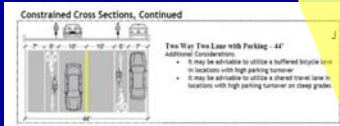
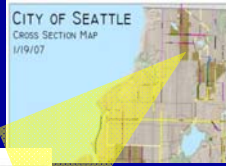
Sample Objective:

Install 20 miles of new bike lanes each year for 5 years



11) Develop consensus on what the plan will look like

Maps? Cross sections?
Project lists? Printed?
Electronic? Level of
detail? Etc. etc.



11.5 Audience

A Bicycle Facility Network for Everyone



Consultants

12) Using a consultant

13) RFP & scoring
criteria

14) Complete
consultant selection



Questions

- Is support for bicycling growing in your community?

Yes – thumbs up; No – thumbs down

- Does your community have a bicycle advisory board (BAB)

Yes – thumbs up; No – thumbs down

Part 2

9 Steps (tasks) to Develop a Successful Bicycle Master Plan

Communication

Assume about 18 months to complete the following steps:

- 1) The role of project manager
- 2) Communication – consultant and client
- 3) Reporting and billing
- 4) Internal review (IRT)



5) Public Outreach

- BAC
- Community meetings
- Web site
- Survey Monkey
- Newsletter
- Public data base

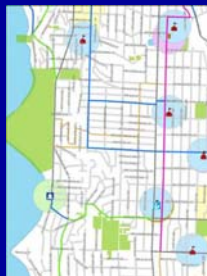


6) Preparing a draft plan

- Chapter outline (review by IRT & BAC)
- Draft text (review by IRT & BAC)
- Statement – How each chapter supports plan goals and objectives
- Policy, project and program recommendations
- “Home” for each recommendation


7) Setting priorities

- Base on plan goals
 - Increase use
 - Reduce crashes
- Sample Criteria:
 - Links
 - Barriers
 - Safety
 - Land Use
 - Destinations
 - Completing the network



7) Setting priorities (cont.)

- Add Striping
- Lane Narrowing
- Roadway Rechannelization
- Adjust Parking Operations
- Pave Shoulder
- Move Curb
- Remove Parking
- Road Widening/Reconstruction
- Bridges and other major connections



8) Plan implementation

- Routine accommodation
- Complete streets
- Program integration
- Dedicated funding



9) Plan accountability, evaluation and updating

- Identify outside accountability group (e.g. Bike Advisory Board)
- Annual work plan and report card
- BMP – when and how to update



Questions

- Does your community have an adopted “complete streets” policy
Yes – thumbs up; No – thumbs down
- Does your community have a dedicated funding source for implementing bicycle projects and programs?
Yes – thumbs up; No – thumbs down

Part 3

7 Steps to Implement a Bicycle Master Plan

Implementation

- 1) Get the plan adopted
- 2) Implement accountability strategies
 - Begin reporting immediately
- 3) Develop an annual work plan
 - present to the accountability group



Seize the day!!

Questions
